

FAIRFIELD POLICE

Monthly Report – September 2019



Chief Christopher Lyddy

Fairfield Police Department

www.fpdct.com

This page intentionally left blank.

Section 1: Bureau / Division Reports

Section 2: Statistical Activity Summary

Overall Activity

Calls for Service - Total

Alarm Response Summary

Calls for Service – Detailed

Motor Vehicle Activity

Motor Vehicle Accidents

Motor Vehicle Enforcement - Action

Motor Vehicle Enforcement - Violation Type

Parking Ticket Summary

Criminal Activity

Criminal Incidents by Patrol

Criminal Activity by Month

Criminal Arrests by Month

Section 1: Bureau / Division Reports

Noteworthy Police Work

Sergeant VanDerheyden and Sergeant Nook recognized Officer Racz and Officer Peck for their work apprehending a shoplifter. The suspect ran through heavy brush and into three feet of water. The officers pursued the suspect, and were able to take him into custody.

Lieutenant Koval recognized Officer Rubis who observed a suspicious male riding a child's bike in a residential area on the midnight shift. The subject, later identified as a juvenile, sped away from Officer Rubis who was able to catch and detain the suspect. The suspect had items in his possession that were stolen from a vehicle.

Sergeant Gunter recognized the following officers after they responded to the area of Rutland Avenue where a caller reported suspects entering vehicles. The officers set up a perimeter. An officer entered the area in an unmarked car and observed three suspects in a vehicle. The suspects fled the car on foot. With the help of K9 Maverick one suspect was apprehended on the perimeter and a second in a thick marsh area. The third was not located.

Sergent Zdru, Officer Mignone, Officer Gorton, Officer Renaldi, Officer Terifay, Officer Kaesmann, Officer Chamberlain, K9Maverick.

Assistant Chief Bisson of the Fairfield Fire Department sent a note praising Detective Irizarry for a presentation she gave a group of high school students. AC Bisson wrote:

"...I truly want to compliment here on her professional presentation and the information she provided. Having students and parents together in the audience can make for a difficult teaching environment, especially in a warm gymnasium. Despite this, she presented an important and difficult subject to this large group very effectively. I personally learned valuable information and was able to have a meaningful conversation with my 14 y/o son afterwards. While Detective Irizarry was one of 4 speakers, I felt she was most effective in her messaging and knowledge of current issues..."

At the 18th Annual Blue Mass Officer Letsch and Officer Medvegy were recognized for their work with the accident reconstruction unit and their work supporting families of victims of fatal motor vehicle crashes. The following is from the award handout:

As part of their work they find themselves having to console and inform family members and friends who may have recently lost a loved one. Over the past several months, Officers Letsch and Medvegy have experienced many tragic events, which have resulted in the unexpected loss of several people.


Officers Medvegy and Letsch have stayed steadfast in their focus of work, completing an investigation that is done to its fullest potential, while at the same time being a support to the family and friends who now have found themselves engulfed in a tragedy that is often incomprehensible to them. Although this work is unavoidable and must be completed, the compassion and adoration that they show to these families is second to none. The support that they give to the family and friends during these times of loss, gives a sense of comfort that is almost immediately recognized when the news is brought to them of a sudden loss. These officers constantly perform their duties as police officers and skilled investigators no matter what they may be faced with, while at the same time being a husband, father, brother, and son to their own family and friends. It does not go unnoticed that they love what they do.

September 11 Memorial Service



Police Officer Standards and Training Council's 365 Training Academy Class Graduation

Officer Daniel Chase and Officer Douglas Katz graduated the police academy on September 25, 2019. They will now be completing their training as part of our Field Training Program.



Officer Katz received the class marksmanship award.



Officer Katz receiving his badge.



Officer Chase receiving his badge.

Service Award



Officer Young received a lifesaving award at the September meeting of the Fairfield Board of Police Commissioners.

Patrol

Detective Papageorge was riding a bicycle while off-duty on Judd Street when she found a brown 2000 Audi A8 that had been involved in a hit and run on 09/21/19. The vehicle had rear ended the complainant, temporarily pulled over, and then sped off. Sergeant Gunter located the vehicle in the driveway of 445 Judd Street and Officer Jenkins arrived on scene and spoke with the driver. The driver had positive identification with his passport, but no driver's license. He was issued a misdemeanor summons and charged with several motor vehicle violations.

19-35017 | 8:47 PM | | Wilkie, C | 00715 Fairfield Beach Rd

ECC received a complaint that a male walked into a house on Fairfield Beach Road and unplugged stereo, yelled at people in the house and walked away. Female students were in their home listening to music and getting ready to go out when a neighbor walked into their home, without permission, and unplugged the females' stereo. He then began to yell at the females before leaving. He was issued an E-Ticket for Simple Trespass.

19-35770 | 8:30 PM | | Sudora, S | 05151 Park Av

This incident began as a boyfriend/girlfriend disturbance between two employees on campus. The male assaulted the female and damaged her car causing her to attempt to run him over. She missed but successfully struck the manager who was trying to break up the fight. The female fled the scene and was located in Bridgeport where she was taken into custody. She was charged with attempted assault for trying to hit the boyfriend and Assault 2nd for hitting the manager.

The male was arrested for disorderly conduct and released via summons with full conditions. He was turned over to Bridgeport PD for a PRAWN and hard copy warrant.

Special Services Bureau

Traffic Safety Unit	Jan	Feb	Mar	Apr	May	Jun	Jul	Aug	Sep	Oct	Nov	Dec
Traffic Stops	401	374	377	432	465	261	410	807	316			
Infractions Issued	242	240	258	536	322	160	251	561	171			
Misdemeanor Summons	25	20	15	18	27	10	15	27	5			
Accidents Investigated	20	23	28	34	46	42	47	32	33			
Child Seat Installations	25	9	38	15	25	20	11	32	19			
DUI Arrests	4	2	3	1	1	1	4	6	3			

Traffic Crash Unit	Jan	Feb	Mar	Apr	May	Jun	Jul	Aug	Sep	Oct	Nov	Dec
Accidents Investigated	59	80		60	66	70	69	80	66			
Accidents with Injuries	6	6		12	8	9	7	4	5			
Search Warrants	1	1		3	3	0	2	3	2			
Arrest Warrants	4	3		3	3	1	2	3	2			
Misdemeanor Summons	10	3		6	2	1	2	5	6			
Infractions Issued	33	19		107	28	1	17	110	61			
Fatalities	0	0		0	0	1	2	0	0			

Animal Control	Jan	Feb	Mar	Apr	May	Jun	Jul	Aug	Sep	Oct	Nov	Dec
Complaints	56	70	94	67	100	93	107	115	113			
Wildlife Complaints	20	26	46	25	41	56	45	62	48			
Animals Tested for Rabies	1	1	2	1	1	0	4	9	2			
Animals Positive / Rabies	0	0	1	1	1	0	0	0	0			
Animal Bites	1	2	2	5	2	6	5	1	4			
Written Warnings	4	9	6	4	11	4	7	3	5			
Infractions	7	2	2	18	5	0	3	2	2			
Misdemeanors	0	0	0	0	0	1	0	0	0			

Lake Mohegan Enforcement: Periodic patrols conducted.

Marine Unit	May	JUN	JUL	AUG	SEPT	OCT
Complaints	10	20	23	18	9	
Boats Towed	1	2	4	2	1	
Written Warnings	0	0	0	0	0	
Arrests	0	0	0	0	0	
Safety Inspections	5	3	3	1	0	
Total Calls For Service	15	23	26	19	9	
Hours Underway	25	95	165	150	20	
Community Events	2	3	5	5	3	
Location Checks	0	2	7	5	2	
Fatalities	0	0	0	0	0	

Traffic Enforcement Targeted Areas

Villa Ave./Greenfield St.
Redding Rd./Catamount Rd.
Kings Hwy West
Davis Rd.
Melville Ave.
Black Rock Tpke. & Baros St.
Mill Plain Road
Pequot Ave.
Southport Center

Other Activities

Touch a Truck St Pius
Car seat clinic New Haven
MADD Walk
Car seat clinic Westport

Meeting with Roseanne Mayo - Telrepc
River Lab Program - Fairfield Marina
6th Annual Whiffle For Charity
911 Ceremony - FPD
Electrical Vehicle Show - Mill Plain Road
Swearing In Ceremony Chief Donald Anderson - Darien
UConn Meeting
Ice Cream with a Cop/ Saugatuck Sweets/ Sunny Daes
Car Seat Clinic - Imperial Avenue - Westport
AAA Driving Improvement Class
Police Academy Graduation
Kings Highway West Meeting

Administrative Services Bureau

Training

- Interview and Interrogation
- Predict Violence and Influence Outcomes
- Laws and Legal Updates
- Internal Affairs Investigations
- Intoximeter Instructor
- Child Passenger Safety Technician
- Crime Scene Processing
- Laser Scanner Technician
- Aquatic Death & Homicidal Drowning Investigation
- Sexual Partner Violence
- First Line Supervisor
- Marine Captain Course
- Basic Police Firearms Instructor
- UTM Instructor Certification

Emergency Communications Center

	Jun	Jul	Aug	Sep	Oct	Nov	Dec
Total Incoming Phone Calls	9,842	10,611	10,185	9,551			
Total 911 Calls	1,783	1,952	1,778	1,856			
Total Outgoing Calls	2,274	2,531	2,385	2,248			
Total Calls for Service Processed	3,598	3,862	5,386	4,046			

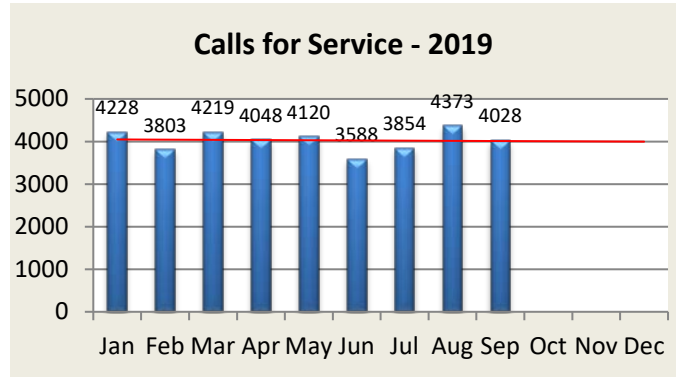
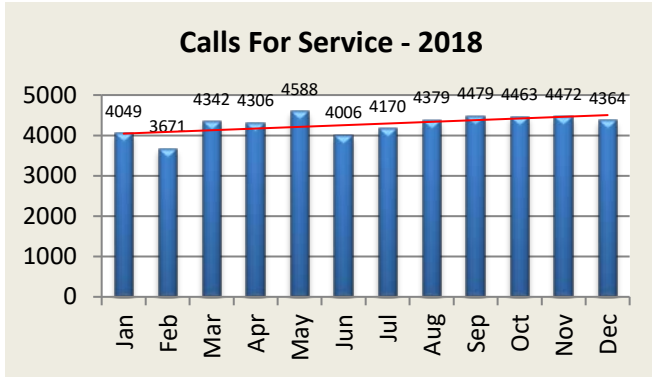
9-1-1 calls are answered in under 10 seconds 95.37% of the time.

Section 3: Statistical Activity Summary

TOTAL CALLS FOR SERVICE

Calls for Service	Jan	Feb	Mar	Apr	May	Jun	Jul	Aug	Sep	Oct	Nov	Dec	YTD
2018	4049	3671	4342	4306	4588	4006	4170	4379	4479	4463	4472	4364	51,289
2019	4228	3803	4219	4048	4120	3588	3854	4373	4028				36,261

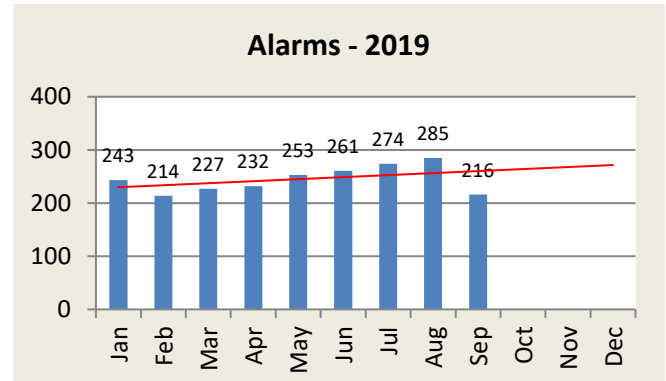
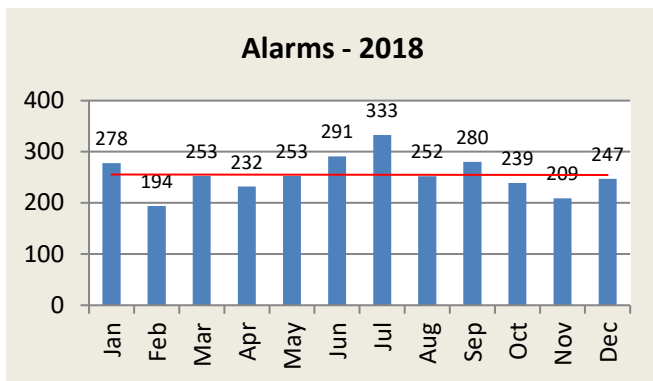
Note: Includes miscellaneous calls that may not be listed under the call analysis section



ALARM RESPONSE SUMMARY

Total Alarms	Jan	Feb	Mar	Apr	May	Jun	Jul	Aug	Sep	Oct	Nov	Dec	YTD
2018	278	194	253	232	253	291	333	252	280	239	209	247	3,061
2019	243	214	227	232	253	261	274	285	216				2,205

False Alarms	Jan	Feb	Mar	Apr	May	Jun	Jul	Aug	Sep	Oct	Nov	Dec	YTD
2018	274	191	251	232	253	291	325	251	277	237	209	247	3,038
2019	243	211	227	232	250	261	274	283	215				2,196

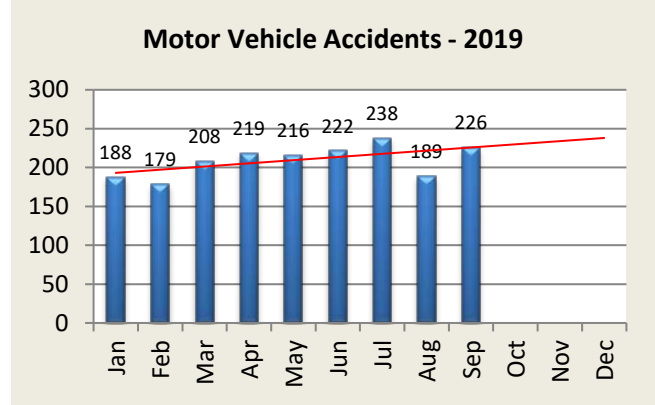
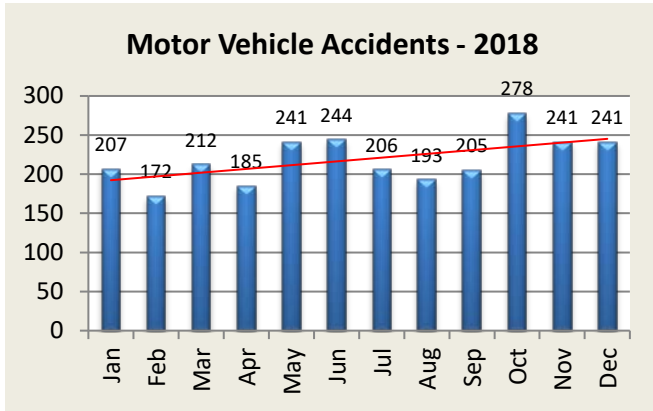


Calls For Service - Detailed Summary

Calls for Service - Type	Jan	Feb	Mar	Apr	May	Jun	Jul	Aug	Sep	Oct	Nov	Dec	YTD
911 Hang Up	6	8	9	7	10	5	5	6	11				67
Abandoned Vehicles	9	8	14	6	4	9	14	5	7				76
Alarms	243	214	227	232	253	261	274	285	216				2205
Animal Complaints	66	73	117	90	103	125	120	127	100				921
Assaults	2	3	2	2	3	1	0	3	2				18
Assistance	184	174	174	171	181	185	177	169	217				1632
Bank Escorts	22	15	21	22	22	20	22	22	19				185
Bomb Threats	0	0	0	0	0	0	0	0	0				0
Breach of Peace	42	35	54	38	54	67	43	53	51				437
Burglary	6	6	8	3	8	9	17	14	8				79
BusinessChecks	1343	1192	1272	1088	1095	763	692	887	987				9319
Cancelled Alarms	51	49	46	42	61	63	44	59	47				462
Community Events	45	42	25	39	64	43	45	35	86				424
Door Open	11	5	5	6	6	3	2	4	10				52
Drowning	0	0	0	0	0		0	1	0				1
EMS	353	356	371	350	340	346	356	339	362				3173
Funeral Escorts	28	13	10	12	15	16	20	15	17				146
Harassment	13	16	13	12	18	14	14	10	15				125
Intoxicated Subjects	4	5	11	8	3	7	5	4	18				65
Investigations	166	136	197	166	230	181	178	202	212				1668
Larceny	34	27	25	38	24	34	51	31	33				297
MVA	188	179	208	219	216	222	238	189	226				1885
Medical Alarms	1	2	3	3	4	1	2	3	3				22
Psychiatric calls	10	3	5	3	1	4	9	2	3				40
Missing Persons	1	3	4	1	3	5	0	3	2				22
Narcotic Violations	4	6	4	2	2	3	12	5	2				40
Noise Complaints	17	11	15	20	36	42	33	37	58				269
Parking Complaints	34	23	38	48	46	47	49	25	80				390
Pistol Permit Apps	21	10	7	7	4	15	7	11	6				88
Reckless Driver	18	26	25	25	45	21	30	30	37				257
Recovered Property	18	8	14	9	16	18	20	17	26				146
Road Hazard	37	34	47	35	33	78	86	58	34				442
Robbery	0	0	0	3	4	1	0	2	1				11
Sex Violation	0	0	0	0	1	1	1	0	1				4
Shoplifter	16	14	21	10	22	16	23	15	19				156
Stolen Vehicles	3	5	3	2	3	5	7	5	13				46
Suicide	0	0	0	1	0	0	1	1	0				3
Suicide Attempts/Threats	4	4	9	2	4	6	6	2	8				45
SuspiciousActivity	70	65	54	76	82	65	74	71	68				625
Theft from MV	9	14	31	21	10	13	42	26	42				208
Trespasser	7	8	12	11	9	14	7	3	6				77
Vandalism	6	4	9	7	11	9	11	11	8				76

MOTOR VEHICLE ACTIVITY

MV Accidents	Jan	Feb	Mar	Apr	May	Jun	Jul	Aug	Sep	Oct	Nov	Dec	YTD
2018	207	172	212	185	241	244	206	193	205	278	241	241	2,625
2019	188	179	208	219	216	222	238	189	226				1,885



MV Enforcement	Jan	Feb	Mar	Apr	May	Jun	Jul	Aug	Sep	Oct	Nov	Dec	YTD
Warnings - 2018	235	254	213	256	260	225	359	335	291	256	287	323	3,294
Warnings - 2019	328	325	310	254	273	223	269	353	294				2,629

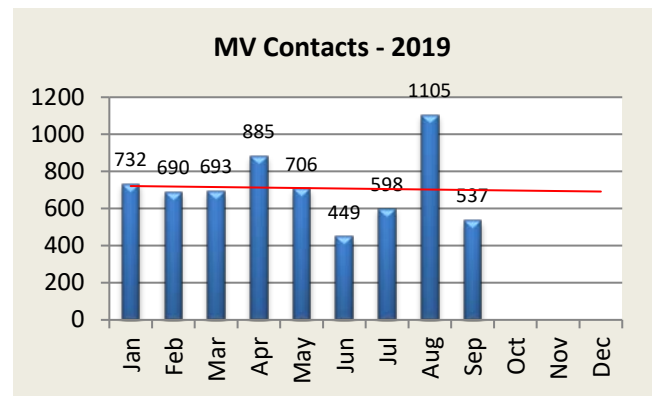
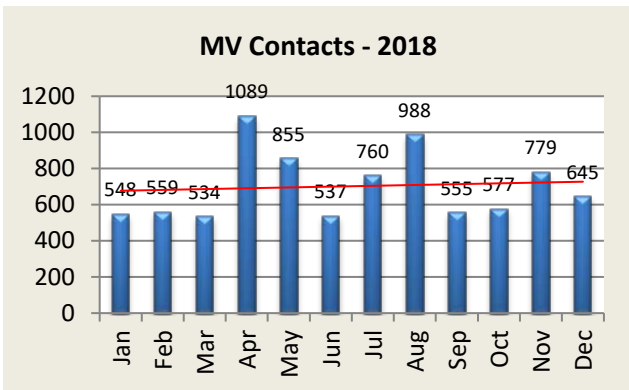
Infractions - 2018	258	230	277	749	535	262	337	587	229	270	430	256	4,420
2019	317	290	315	575	367	171	279	675	199				3,188

Misdemeanor - 2018	31	43	25	55	39	31	45	45	19	36	43	44	456
2019	65	55	48	46	53	42	37	59	29				434

Custodial - 2018	12	19	12	11	3	11	7	11	5	7	8	11	117
2019	13	12	7	9	6	13	8	9	8				85

DUI Arrests - 2018	6	7	11	13	8	5	3	14	9	10	5	9	100
2019	9	5	6	8	5	9	3	9	6				60

MV Contacts - 2018	548	559	534	1089	855	537	760	988	555	577	779	645	8,426
2019	732	690	693	885	706	449	598	1105	537				6,395

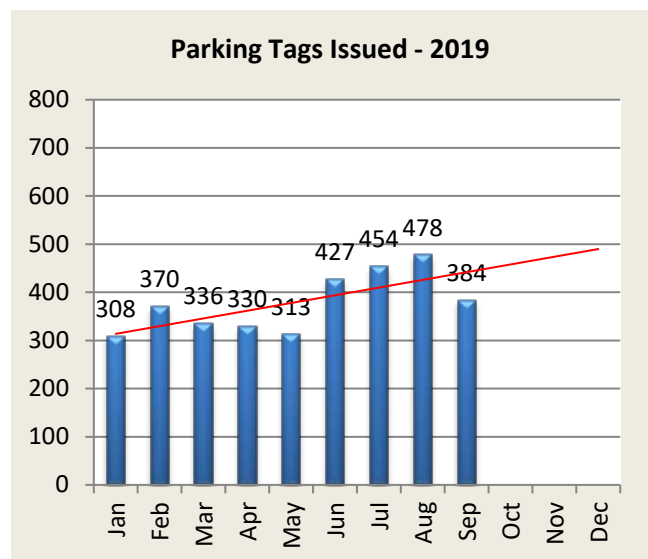
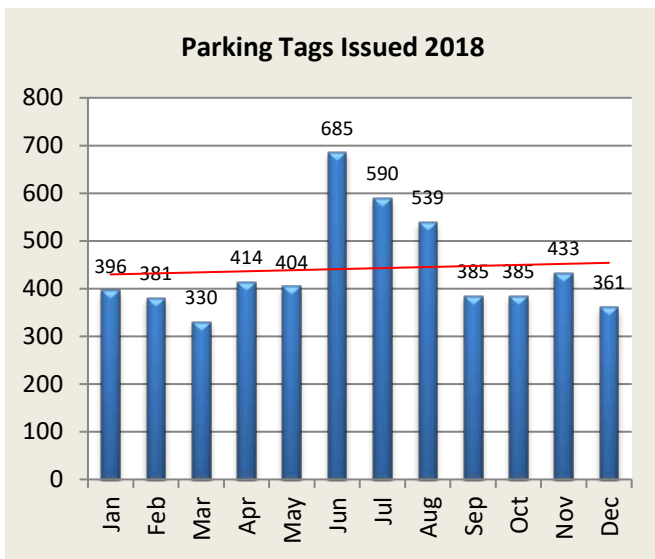


MV Enforcement: Type	Jan	Feb	Mar	Apr	May	Jun	Jul	Aug	Sep	Oct	Nov	Dec	YTD
Speeding Violations	183	152	196	98	160	116	178	245	105				1433
Seatbelt Violations	3	9	8	93	47	6	5	109	5				285
Registration Violations	127	109	107	97	137	54	86	135	69				921
License Violations	26	38	35	39	40	25	24	35	22				284
Distracted Driving	9	12	17	302	54	9	19	213	10				645
Suspended Licence	42	43	32	31	36	26	23	24	22				279
Traffic Light Violation	18	14	13	18	14	8	8	16	19				128

The above incidents are a overview of common violations. These statistics are not the only motor vehicle enforcement actions taken. The above show top 6 violations for the month.

PARKING TICKET SUMMARY

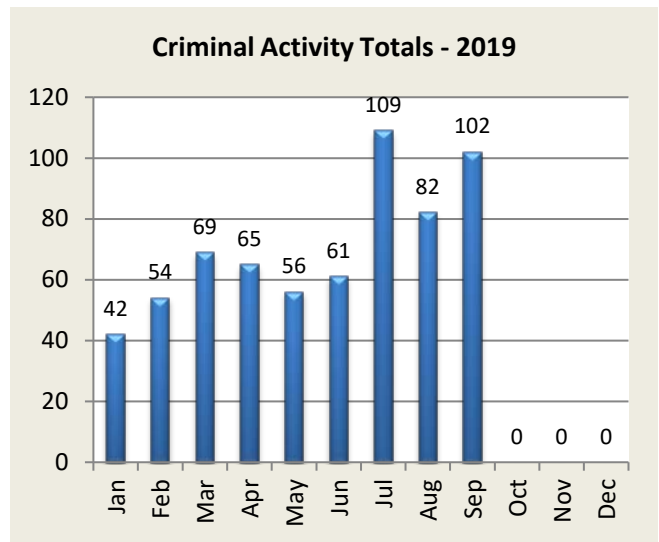
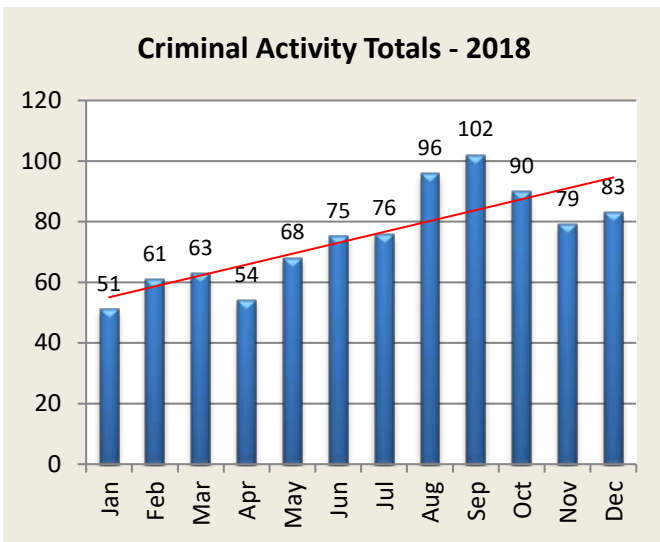
Total Issued	Jan	Feb	Mar	Apr	May	Jun	Jul	Aug	Sep	Oct	Nov	Dec	YTD
2018	396	381	330	414	404	685	590	539	385	385	433	361	5303
2019	308	370	336	330	313	427	454	478	384				3400



CRIMINAL INCIDENTS

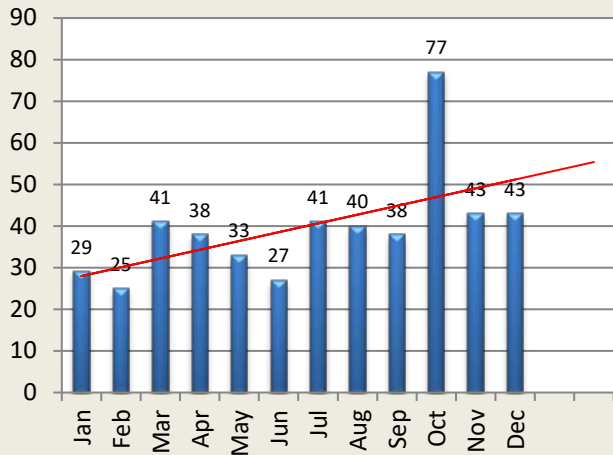
Criminal Incidents: Patrol	R2	R3	R4	R5	B2	B3	B4	B5
Larceny	3	12	9	3	15	8	8	12
Vandalism	4	0	2	0	0	1	1	0
MV Theft / Attempt	1	2	7	0	1	1	0	1
Burglary / Attempt	0	0	4	0	0	2	1	1
Assault	0	1	0	0	0	0	0	1
Robbery	0	0	0	0	0	0	0	1

Criminal Activity: Month	Jan	Feb	Mar	Apr	May	Jun	Jul	Aug	Sep	Oct	Nov	Dec	YTD
Larceny - 2018	40	31	35	34	48	55	49	56	58	59	57	51	573
2019	25	36	47	49	28	36	74	47	70				412
Vandalism - 2018	5	13	6	11	10	7	12	10	13	13	11	10	121
2019	6	4	9	7	10	9	11	11	8				75
MV Theft / Attempt - 2018	4	3	5	3	4	5	5	8	10	7	3	2	59
2019	3	5	3	2	3	5	7	5	13				46
Burglary / Attempt - 2018	1	11	10	3	6	2	6	19	15	3	4	16	96
2019	8	6	8	2	8	9	17	14	8				80
Assault - 2018	0	1	4	1	0	3	4	3	6	8	2	3	35
2019	0	3	2	2	3	1	0	3	2				16
Robbery - 2018	1	2	3	2	0	3	0	0	0	0	2	1	14
2019	0	0	0	3	4	1	0	2	1				11
Totals - 2018	51	61	63	54	68	75	76	96	102	90	79	83	898
2019	42	54	69	65	56	61	109	82	102	0	0	0	640



Criminal Arrests by Month	Jan	Feb	Mar	Apr	May	Jun	Jul	Aug	Sep	Oct	Nov	Dec	YTD
Larceny - 2018	22	16	29	27	22	22	18	24	25	37	25	23	290
2019	26	7	28	23	46	19	31	33	34				247
Vandalism - 2018	2	2	2	1	2	0	1	3	0	0	3	2	18
2019	3	1	1	0	10	1	1	1	1				19
MV Theft / Attempt - 2018	1	1	1	2	1	1	3	4	3	18	5	1	41
2019	0	1	0	0	0	0	1	0	1				3
Burglary / Attempt - 2018	1	1	5	6	2	0	9	5	5	15	8	5	62
2019	6	9	8	1	8	0	10	3	11				56
Assault - 2018	3	5	3	0	5	4	10	4	5	7	1	11	58
2019	3	2	5	6	5	4	5	5	3				38
Robbery - 2018	0	0	1	2	1	0	0	0	0	0	1	1	6
2019	0	0	1	2	3	0	2	4	2				14
Total - 2018	29	25	41	38	33	27	41	40	38	77	43	43	475
2019	38	20	43	32	72	24	50	46	52	0	0	0	377

Total Criminal Arrests - 2018



Total Criminal Arrests - 2019

